

Feel the quality.  
blaugelb Door Handles marry high-end materials with an elegant, timeless design.



## blaugelb Door Handle angle stilts 45° with milled dimples/ends polished

Everything firmly in hand – stainless steel door handles from blaugelb.

- Handle ends polished to a high gloss
- Elegant appearance with CNC milled dimples
- High-quality, evenly brushed stainless steel surface
- Agreeable to the touch
- 100 % material guarantee – stainless steel alloy 1.4301
- Robust, hard-wearing door handle design
- Absolutely safe and easy-to-assemble fixing system
- Universal fixing system for all front door types

## Product features:

With their milled dimples, the door handles of this series have an elegance appearance. Each and every dimple is expertly milled in a CNC machining station using a specially developed tool. The greatest care was taken to ensure that the milled dimples run exactly in straight lines and are identical in size.

The deliberate contrast between the brushed middle section with the milled dimples and the brightly polished handle ends achieves a bicolour effect that further underlines the quality of this blaugelb Door Handle series. The degree of gloss of the polish gives the door handle an utterly convincing mirror-like quality.

The blaugelb Door Handle angle stilts 45° with milled dimples/ends polished has also been designed in accordance with the strictest safety requirements and offers excellent resistance to signs of wear. When properly fitted on the front door or other door types, blaugelb Door handles angle stilts 45° with milled dimples/ends polished show no signs of fatigue even after prolonged usage. No loosening of the base on the handle bar, no dangling from the door – these are crystal-clear arguments for this blaugelb Door Handle series also.

When combined with the safe and easy-to-assemble blaugelb fixing systems for different door types, blaugelb Door Handles are a reliable solution for the door.

blaugelb stainless steel door handles can be used without any problem on the following door types:

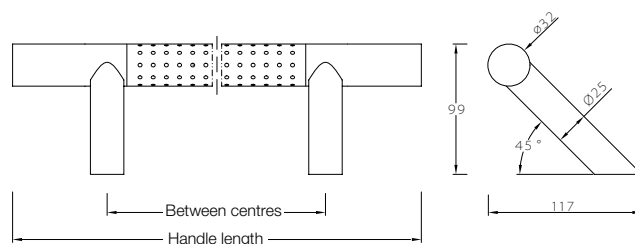
- On aluminium doors
- On plastic doors
- On wooden doors

## Product benefits:

- Handle ends polished to a high gloss
- Elegant appearance with CNC milled dimples
- High-quality, evenly brushed stainless steel surface
- Agreeable to the touch
- 100 % material guarantee – stainless steel alloy 1.4301
- Robust, hard-wearing door handle design
- Absolutely safe and easy-to-assemble fixing system
- Universal fixing system for all front door types

## Technical data:













Material 1:	Stainless steel tube
Material 2:	Stainless steel 1.4301
Surface:	Brushed stainless steel, fine matt
Version:	Inclined stilts, 45°
Diameter of handle bar:	32 mm
Base diameter:	25 mm
Fastening:	Not included in delivery specification
Packing unit:	1 piece



Product name	PU	Item no.
blaugelb Door Handle angle stilts 45° with milled dimples/ends polished Fine matt stainless steel 210/330 mm	1 piece	0424893
blaugelb Door Handle angle stilts 45° with milled dimples/ends polished Fine matt stainless steel 210/400 mm	1 piece	0424894
blaugelb Door Handle angle stilts 45° with milled dimples/ends polished Fine matt stainless steel 400/600 mm	1 piece	0424895
blaugelb Door Handle angle stilts 45° with milled dimples/ends polished Fine matt stainless steel 600/800 mm	1 piece	0424896
blaugelb Door Handle angle stilts 45° with milled dimples/ends polished Fine matt stainless steel 800/1000 mm	1 piece	0424897
blaugelb Door Handle angle stilts 45° with milled dimples/ends polished Fine matt stainless steel 1000/1200 mm	1 piece	0424898
blaugelb Door Handle angle stilts 45° with milled dimples/ends polished Fine matt stainless steel 1200/1400 mm	1 piece	0424899
blaugelb Door Handle angle stilts 45° with milled dimples/ends polished Fine matt stainless steel 1400/1600 mm	1 piece	0424900

Processing note:

The fastening depends on the type of door chosen.  
Door types and fastening accessories required:

Fixing accessories	Aluminium door	Plastic door	Wooden door	Hole
<b>Fastening T02 K/H/A</b> 10 x 30 mm, hexagon socket head 6, self-tapping, 2 pcs. <b>Item no. 9071854</b>				Ø 8.5 mm
<b>Fastening T02 K/H/A</b> 10 x 45 mm, hexagon socket head 6, self-tapping, 2 pcs. <b>Item no. 9071855</b>				Ø 8.5 mm
<b>Fastening T02 K/H/A</b> 10 x 60 mm, hexagon socket head 6, self-tapping, 2 pcs. <b>Item no. 9071856</b>				Ø 8.5 mm
<b>Fastening T02 for fastening in pairs K/H/A</b> adapter & threaded rod M8 x 120 mm <b>Item no. 0428045 &amp; 0428046</b>				Ø 8 mm